

9


SAMPLE BALLOT

SECOND PRIMARY
DEMOCRATIC PARTY
CITRUS COUNTY, FLORIDA
OCTOBER 1, 1996

INSTRUCTIONS TO VOTER: HOW TO VOTE YOUR BALLOT CARD


STEP 1

Vote only one ballot card at a time. Slip ballot all the way into tray, **UNDER** clear plastic cover from left side of machine.




STEP 2

Move the chrome punch lever so that the red pointer is to the right of the candidate of your choice. Depress the lever which will punch out the cross + in the voting square to the right of the candidate's name. To vote on any proposition appearing on the ballot, **PUNCH OUT THE CROSS +** in the voting square to the right of the words "FOR" or "AGAINST".



STEP 3

Repeat Step 2 with each remaining ballot card. All distinguishing marks or erasures are forbidden and make the ballot void. If you make a mistake, tear or deface any portion of your ballot card, replace the card in the plastic ballot envelope and return to the election official for another ballot.



STEP 4

After you have completed voting, return the punch head to the top position. Place your ballot card(s) in the plastic envelope with the numbered stub(s) at the top and hand it to the election official, who shall then in the presence of the voter, remove the numbered stub(s). The voter may then personally deposit the voted ballot(s) in the ballot box or direct the election official to do so in the voter's presence.



OFFICIAL SECOND PRIMARY BALLOT
DEMOCRATIC PARTY
CITRUS COUNTY, FLORIDA
OCTOBER 1, 1996

D

Stub No. 1

Stub No. 2

D01



A

OFFICIAL SECOND PRIMARY BALLOT
DEMOCRATIC PARTY
CITRUS COUNTY, FLORIDA
OCTOBER 1, 1996



VOTER SIGNATURE

D

(DETACH THIS STUB)

CITRUS COUNTY SECOND DEM. PRIMARY

10/1/96

COUNTY	
SUPERINTENDENT OF SCHOOLS (VOTE FOR ONE)	
ROBERT BRUST	➤ +
KAREN JOHNSON	➤ +

END OF BALLOT

09-101

48A